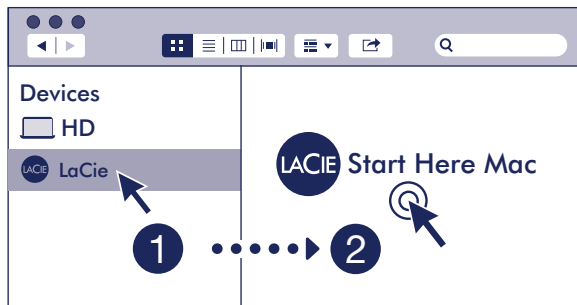
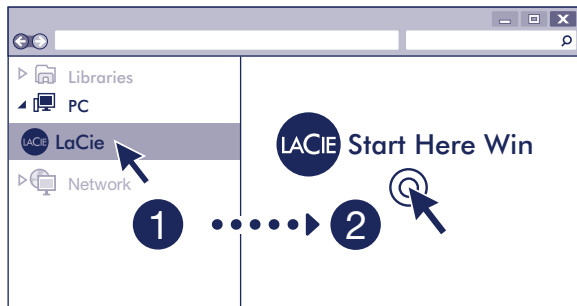


3



EN WWW.LACIE.COM

Mac: For Time Machine, the hard drive must be formatted HFS+ for Mac.

Note: To protect your data, always follow the safe removal procedures for your operating system when disconnecting your product.

Review details of your LaCie USB 3.0 Drive's warranty by opening the LaCie Limited Warranty Statement on your drive or go to www.lacie.com/warranty. To request warranty service, contact an authorized LaCie service center or refer to www.lacie.com/support/lacie-usb3-drive for more information regarding customer support within your jurisdiction.

FCC DECLARATION OF CONFORMANCE

This device complies with Part 15 of the FCC Rules. Operation is subject to the following two conditions: (1) this device may not cause harmful interference, and (2) this device must accept any interference received, including interference that may cause undesired operation.

CLASS B

This equipment has been tested and found to comply with the limits for a Class B digital device, pursuant to Part 15 of the FCC Rules. These limits are designed to provide reasonable protection against harmful interference

in residential installation. This equipment generates, uses, and can radiate radio frequency energy and, if not installed and used in accordance with the instructions, may cause harmful interference to radio communications.

However, there is no guarantee that interference will not occur in a particular installation. If this equipment does cause harmful interference to radio or television reception, which can be determined by turning the equipment off and on, the user is encouraged to try to correct the interference by one or more of the following measures:

- Reorient or relocate the receiving antenna.
- Increase the separation between the equipment and receiver.
- Connect the equipment into an outlet on a circuit different from that to which the receiver is connected.
- Consult the dealer or an experienced radio/TV technician for help.

CAUTION: Any changes or modifications made to this equipment may void the user's authority to operate this equipment.

FR WWW.LACIE.COM

Mac : Pour Time Machine, le disque dur doit être formaté en HFS+ pour Mac.

REMARQUE : Pour protéger vos données, suivez toujours les procédures de retrait sécurisé correspondant à votre système d'exploitation lors de la déconnexion du produit.

Pour connaître les conditions de garantie de votre LaCie USB 3.0 Drive, ouvrez la déclaration de garantie limitée LaCie sur votre disque ou consultez la page www.lacie.com/warranty. Pour toute demande d'intervention sous garantie, contactez un centre de réparation agréé LaCie clientèle ou consultez le site www.lacie.com/support/lacie-usb3-drive pour obtenir de plus amples informations sur le support clientèle dont vous dépendez.

IT WWW.LACIE.COM

Mac: Per Time Machine, l'unità disco rigido deve essere formattata HFS+ per Mac.

NOTA: per proteggere i dati, disconnettere sempre il dispositivo applicando la procedura di rimozione sicura dell'hardware.

Controllare i dettagli della garanzia del vostro LaCie USB 3.0 Drive aprendo la Garanzia Limitata di LaCie Informativa presente sulla vostra unità o su www.lacie.com/warranty. Per richiedere un servizio coperto da garanzia contattare un centro di assistenza autorizzato LaCie o fare riferimento a www.lacie.com/

support/lacie-usb3-drive per maggiori informazioni in merito all'assistenza clienti presente nel vostro territorio.

DE WWW.LACIE.COM

Mac: Zur Verwendung mit Time Machine muss die Festplatte mit HFS+ for Mac formatiert werden.

HINWEIS: Befolgen Sie immer die Anweisungen Ihres Betriebssystems zum sicheren Entfernen der Festplatte, um die Integrität Ihrer Daten zu gewährleisten.

Einzelheiten zur Garantie für Ihre LaCie USB 3.0 Drive finden Sie in der LaCie Garantieerklärung zu Ihrer Festplatte oder auf www.lacie.com/warranty. Im Garantiefall wenden Sie sich bitte an ein autorisiertes LaCie Servicecenter oder besuchen Sie www.lacie.com/support/lacie-usb3-drive, wo Sie weitere Informationen über den Kundensupport in Ihrer Region erhalten.

ES WWW.LACIE.COM

Mac: Para Time Machine, la unidad de disco duro debe estar formateada en HFS+ para Mac.

NOTA: Para proteger sus datos, asegúrese de seguir los procedimientos de extracción segura de su sistema operativo siempre que desconecte el producto.

Revise los detalles de la garantía de su LaCie USB 3.0 Drive abriendo la declaración de garantía limitada de LaCie que se encuentra en su unidad o visite www.lacie.com/warranty. Para solicitar servicio técnico bajo la garantía, póngase en contacto con un centro de servicio autorizado de LaCie o visite www.lacie.com/support/lacie-usb3-drive si desea obtener más información sobre el servicio técnico en su territorio.

NL WWW.LACIE.COM

Mac: Voor Time Machine moet de harde schijf HFS+ geformateerd zijn voor Mac.

OPMERKING: Volg ter bescherming van uw gegevens altijd de procedures van uw besturingssysteem voor het veilig verwijderen van hardware als u het product wilt loskoppelen.

Meer informatie over de garantie op uw LaCie USB 3.0 Drive vindt u door de LaCie Limited Garantieverklaring te openen op uw schijf of door naar www.lacie.com/warranty te gaan. Om de garantieservice aan te vragen, kunt u contact opnemen met een erkend LaCie-servicecentrum of ga naar www.lacie.com/support/lacie-usb3-drive voor meer informatie over klantenservice in uw regio.

PT WWW.LACIE.COM

Mac: Para utilizar o Time Machine, o SSD tem de ser formatado como HFS+ para Mac.

NOTA: Para proteger os seus dados, sempre que pretender desligar o seu produto, cumpra os procedimentos de remoção segura aplicáveis ao seu sistema operativo.

Analise os detalhes da garantia do seu LaCie USB 3.0 Drive abrindo a Declaração de garantia limitada do LaCie em seu disco ou em www.lacie.com/warranty. Para solicitar o serviço de garantia, entre em contato com um centro de serviço autorizado da LaCie ou consulte www.lacie.com/support/lacie-usb3-drive para obter mais informações em relação ao suporte ao cliente em sua jurisdição.

RU WWW.LACIE.COM

Mac: Для Time Machine твердотельный накопитель должен иметь формат HFS+ для Mac.

ПРИМЕЧАНИЕ. Чтобы обеспечить сохранность данных, при отключении продукта всегда выполняйте в операционной системе процедуру безопасного извлечения.



Чтобы просмотреть подробную информацию о гарантии на LaCie USB 3.0 Drive, откройте на накопителе файл с заявлением об ограниченной гарантии LaCie или перейдите по ссылке www.lacie.com/warranty. За предоставлением гарантийного обслуживания обратитесь в уполномоченный сервисный центр компании LaCie или зайдите на сайт www.lacie.com/support/lacie-usb3-drive, чтобы получить дополнительную информацию об обслуживании клиентов в вашем регионе.

ID WWW.LACIE.COM
Mac: Untuk Time Machine, hard drive harus diformat HFS+ untuk Mac.

Catatan: Untuk melindungi data Anda, selalu ikuti prosedur pelepasan yang aman untuk sistem pengoperasian saat memutuskan koneksi produk Anda.

Tinjau kembali detail garansi LaCie USB 3.0 Drive Anda dengan membuka Pernyataan Garansi Terbatas LaCie untuk hard disk Anda atau kunjungi www.lacie.com/warranty. Untuk meminta servis garansi, kontak service center resmi LaCie atau lihat www.lacie.com/support/lacie-usb3-drive untuk info lebih lanjut mengenai dukungan pelanggan di daerah Anda.

ZH CN WWW.LACIE.COM
Mac: 对于 Time Machine, 必须将硬盘格式为适用于 Mac 的 HFS+ 格式。

注意: 为保护您的数据, 请在断开产品时, 总是按照适用于您的操作系统的安全卸下过程操作。

通过打开您的硬盘上“LaCie 有限保修声明”查看您的 LaCie USB 3.0 Drive 的保修, 或者访问 www.lacie.com/warranty。要申请保修服务, 请联系授权的 LaCie 服务中心或参考 www.lacie.com/support/lacie-usb3-drive 了解更多有关您所在地区客户支持的更多信息。有关合规信息, 请访问 www.lacie.com/manuals/lacie-usb3-drive。

ZH TW WWW.LACIE.COM
Mac: 對於 Time Machine, 必須將硬碟機格式為適用於 Mac 的 HFS+ 格式。

備註: 為保護您的資料, 請在中斷您產品的連接時始終執行作業系統的安全移除程序。

透過開啟磁碟機上的 LaCie 有限保固聲明或前往 www.lacie.com/warranty 檢閱您的 LaCie USB 3.0 Drive 保固的詳細資料。若要申請保固服務, 請聯絡授權的 LaCie 服務中心, 或前 www.lacie.com/support/lacie-usb3-drive 了解在您所在轄區獲取客戶支援的詳細資訊。有關合規資訊, 請造訪 www.lacie.com/manuals/lacie-usb3-drive。

JA WWW.LACIE.COM
Mac: Time Machine を使用する場合は、ハードドライブを Mac 用の HFS+ でフォーマットする必要があります。

注: データ損失を防止するため、製品を取り外す際にはオペレーティングシステムの手順に従い、正しい方法で切断してください。

LaCie USB 3.0 Drive の保証に関する詳細については、お使いのドライブの LaCie Limited Warranty 証明書をご確認いただくか、www.lacie.com/warranty をご参照ください。保証サービスの

依頼は、LaCie 認定サービスセンターにご連絡いただくか、ウェブサイト www.lacie.com/support/lacie-usb3-drive にてお住まいの国や地域におけるカスタマーサポートについての詳細情報をご確認ください。

この装置は、クラスB機器です。この装置は、住宅環境で使用することを目的としていますが、この装置がラジオやテレビジョン受信機に近接して使用されると、受信障害を引き起こすことがあります。取扱説明書に従って正しい取り扱いをして下さい。 VCCI-B

China RoHS 2 table
 China RoHS 2 refers to the Ministry of Industry and Information Technology Order No. 32, effective July 1, 2016, titled Management Methods for the Restriction of the Use of Hazardous Substances in Electrical and Electronic Products. To comply with China RoHS 2, we determined this product's Environmental Protection Use Period (EUPU) to be 20 years in accordance with the Marking for the Restricted Use of Hazardous Substances in Electronic and Electrical Products, SJ/T 11364-2014.

中国 RoHS 2 是指 2016 年 7 月 1 日起施行的工业和信息化部第 32 号“电力电子产品限制使用有害物质管理办法”。为了符合中国 RoHS 2 的要求, 我们根据“电力电子产品有害物质限制使用标识”(SJ/T 11364-2014) 确定本产品的环保使用期 (EUPU) 为 20 年。

部件名称 Part Name	Hazardous Substances					
	铅 (Pb)	汞 (Hg)	镉 (Cd)	六价铬 (Cr ^{VI})	多溴联苯 (PBB)	多溴二苯醚 (PBDE)
硬盘驱动器 HDD	X	0	0	0	0	0
外接硬盘印刷电路板 Bridge PCB	X	0	0	0	0	0
电源 (如果提供) Power Supply (if provided)	X	0	0	0	0	0
接口电缆 (如果提供) Interface cable (if provided)	X	0	0	0	0	0
其他外売组件 Other enclosure components	0	0	0	0	0	0

本表格依据 SJ/T 11364 的规定编制。
 This table is prepared in accordance with the provisions of SJ/T 11364-2014.
 0: 表示该有害物质在该部件所有均质材料中的含量均在 GB/T 26572 规定的限量要求以下。
 0: Indicates that the hazardous substance contained in all of the homogeneous materials for this part is below the limit requirement of GB/T26572.
 X: 表示该有害物质至少在该部件的某一均质材料中的含量超出 GB/T 26572 规定的限量要求。
 X: Indicates that the hazardous substance contained in at least one of the homogeneous materials used for this part is above the limit requirement of GB/T26572.

Taiwan RoHS table
 Taiwan RoHS refers to the Taiwan Bureau of Standards, Metrology and Inspection's (BSMI's) requirements in standard CNS 15663, Guidance to reduction of the restricted chemical substances in electrical and electronic equipment. Beginning on January 1, 2018, Seagate products must comply with the "Marking of presence" requirements in Section 5 of CNS 15663. This product is Taiwan RoHS compliant.

The following table meets the Section 5 "Marking of presence" requirements.
 台灣 RoHS 是指台灣標準局計量檢驗局 (BSMI) 對標準 CNS 15663 要求的減排電子電氣設備限用化學物質指引。從 2018 年 1 月 1 日起, Seagate 產品必須符合 CNS 15663 第 5 節「含有標示」要求。本產品符合台灣 RoHS。下表符合第 5 節「含有標示」要求。

單元 Unit	限用物質及其化學符號 Restricted Substance and its chemical symbol					
	鉛 (Pb)	汞 (Hg)	鎘 (Cd)	六價鉻 (Cr ^{VI})	多溴聯苯 (PBB)	多溴二苯醚 (PBDE)
硬盤驅動器 HDD	-	0	0	0	0	0
外接硬盤印刷電路板 Bridge PCB	-	0	0	0	0	0
電源 (如果提供) Power Supply (if provided)	-	0	0	0	0	0
傳輸線材 (如果提供) Interface cable (if provided)	-	0	0	0	0	0
其他外殼組件 Other enclosure components	0	0	0	0	0	0

備考 1: "0" 係指該項限用物質之百分比含量未超出百分比含量基準值。
 Note 1: "0" indicates that the percentage content of the restricted substance does not exceed the percentage of reference value of presence.
 備考 2: "-" 係指該項限用物質為排除項目。
 Note 2: "-" indicates that the restricted substance corresponds to the exemption.



© 2019 Seagate Technology LLC. All rights reserved. Seagate, Seagate Technology, the Spiral logo, LaCie, and the LaCie logo are registered trademarks of Seagate Technology LLC in the United States and/or other countries. All other trademarks or registered trademarks are the property of their respective owners. Seagate reserves the right to change, without notice, product offerings or specifications.

Seagate Technology LLC
 10200 S. De Anza Blvd.
 Cupertino, CA 95014
 U.S.A.

Seagate Technology
 (Netherlands) B.V.
 Koolhovenlaan 1
 1119 NB Schiphol-Rijk
 The Netherlands

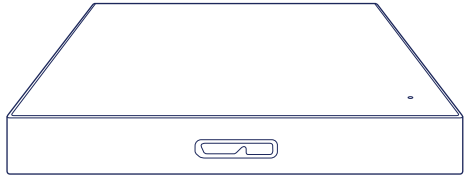
Seagate Singapore International
 Headquarters Pte. Ltd.
 90 Woodlands Avenue 7
 Singapore 737911

PN: 100850423 03/19



USB 3.0 Drive

External Portable Drive



Quick Install Guide