



OWNER'S MANUAL

SMS-WS-BLK
SMS-WS-WHT

congratulations

You have just purchased the ultimate in personal audio performance, comfort, style and luxury.

Please take a few moments to familiarize yourself with the controls and operation of your new headphones. Also, please take note of any warning notices throughout this manual. Listening to any audio source at loud volumes can cause permanent hearing damage.



contents

Safety Tips	2
Inside the Box	3
A Message From 50	4
About Lossless Audio	6
At a Glance	8
Quick Start Guide	10
Detailed User Guide	
Charging the Battery	12
Volume Control	13
THUMPP Enhanced Bass™	13
Track Control	14
Using SYNC	15
Airplane Mode	16
Using the Supplied Audio Cable	16
FAQ	18
FCC Compliance Statements	20
Warranty Information	22

for your safety



WARNING: Listening to music at very high levels for extended periods of time can damage one's hearing. Adjust volume before inserting the ear pieces into your ears to protect them against sudden bursts of sound. This device complies with part 15 of the FCC Rules. Operation is subject to the following two conditions: (1) This device may not cause harmful interference, and (2) this device must accept any interference received, including interference that may cause undesired operation.



ATTENTION: This equipment had been tested and found to comply with the limits for a Class B digital device, pursuant to Part 15 of the FCC Rules. These limits are designed to provide reasonable protection against harmful interference in a residential installation. This equipment generates, uses, and can radiate radio frequency energy and, if not installed and used in accordance with the instructions, may cause harmful interference to radio communications.



ATTENTION: Changes or modifications not expressly approved by SMS Audio™ could void the user's authority to operate the equipment.

inside the box

- 1] SYNC by 50™ wireless headphones
- 2] 3.5mm wireless transmitter
- 3] Hard-shell carry case
- 4] 3.5mm audio cable w/ built-in microphone
- 5] Micro USB charging cable
- 6] USB to AC adapter
- 7] Airplane plug adapter
- 8] Soft touch cleaning cloth
- 9] Owner's manual
- 10] Product brochure

good choice.

If you're reading this, you must have excellent taste in electronics – so I don't need to say too much... but here's a quick note about why I decided to create my own line of luxury headphones by SMS Audio™:

First: Sound quality. I like my music to sound the same at home, around the city or on the road as it does in the studio.

Second: Style. Comfort and luxury are important to me from head to toe, and my accessories should accent my style, not detract from it.

Third: Toughness. I like the things I buy to last a long time, and my headphones get heavy usage. That's why SMS headphones are made tough, rugged and flexible.

I hope you enjoy them as much as I do - I have a pair with me at all times so I never have to be far away from the music I enjoy.

P.S. Tweet up and let me know what you think: @SMSby50 and @50cent.

A stylized, handwritten signature in black ink that reads "50 Cent" with a trademark symbol. The signature is written in a cursive, flowing style.

www.SMSby50.com

about lossless audio

KLEER® Wireless Technology delivers high-quality wireless audio through a robust, low-power-consuming 2.4GHz radio signal - ideal for listening to portable devices. KLEER's patented wireless architecture provides **lossless CD-quality digital stereo audio**, while also allowing for extended battery life over comparable wireless technologies.



Always look for the LosslessSound badge on any wireless audio products to ensure that you are purchasing the highest quality wireless products available for your listening experience.

Limitations of 2.4GHz Wireless Devices

2.4GHz radio waves are primarily utilized for short-distance applications. As such, devices using this technology need a "line of sight" for proper and predictable operation.

Obstacles, such as brick/concrete walls or trees may block the signal and can cause loss of wireless connectivity, even if briefly.

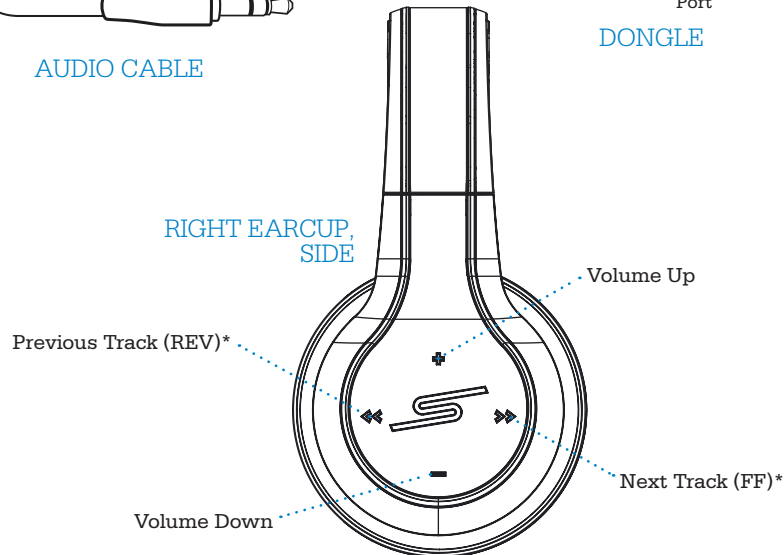
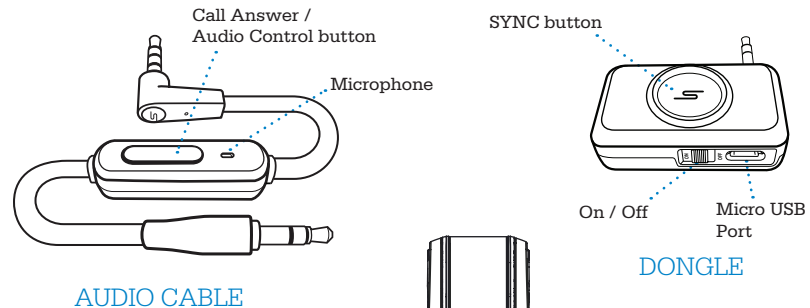
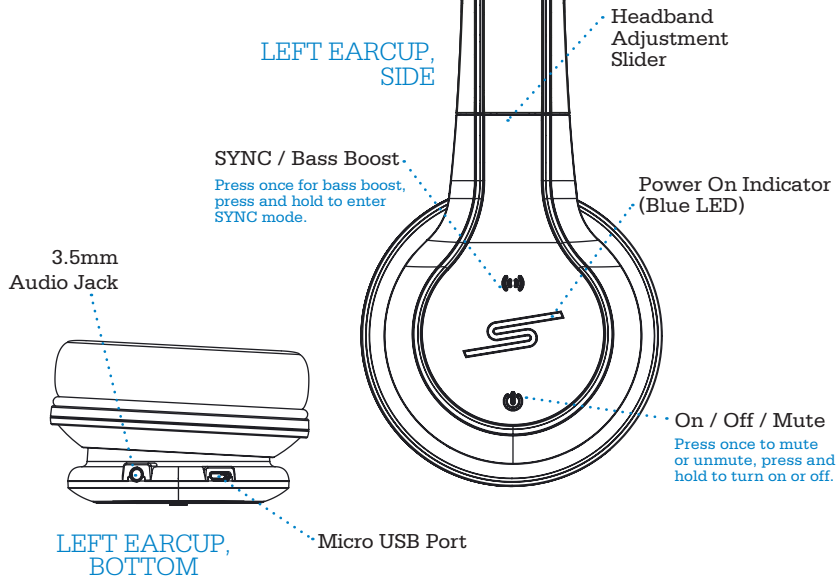
In order to achieve maximum results, please make sure that the transmitting device and the headphones (receiver) have the best possible line of sight with each other.

If you use your wireless headphones while moving, the wireless connection may change rapidly and may create interference, static or loss of signal.

If possible, place the transmitter (i.e. MP3 player) in a pocket, bag or armband with a direct line of sight and remain within 50' of the unit.

features at-a-glance

Refer to this guide for button descriptions and locations of other features mentioned throughout the manual.

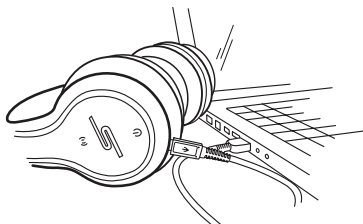


*Track REV and FF only work with USB or 30-pin transmitters.

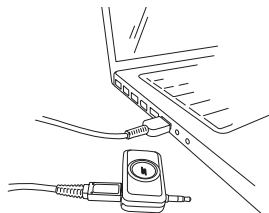
quick start guide

For Wireless Use

- 1] Connect the USB cable to charge* the headphone's internal battery:



- 2] Connect the USB cable to charge* the 3.5mm wireless dongle:



*Both the headphones and the wireless dongle have a blue LED that will illuminate while charging; charging time for the headphones is about 2 hours, while the dongle takes about 1.5 hours to charge. On both the headphones and the dongle, the LED will turn off when the unit is fully charged.

- 3] Turn on the headphones using the **On / Off / Mute** (⏻) button located on the left ear of the device.
- If the headphones are not yet associated with a transmitter, or if they are searching for a transmitter, the LED will blink every second.
- 4] Turn on the 3.5mm dongle using the **On / Off** (⏻) switch.
- If the dongle is already associated with the headphones, the LED will blink every 5-6 seconds on both devices.
 - To perform the association (only required once), continue to step 5.
- 5] Plug the dongle into any audio source with a 3.5mm audio jack and begin playing music. (NOTE: *make sure the volume is not too high!*)
- 6] Hold down the **SYNC / Bass Boost** (⦿) button on the left ear for 3 seconds; the blue LED will begin to blink rapidly.
- 7] Hold down the **SYNC** (⦿) button on the dongle for 3 seconds; again, the blue LED will begin blinking rapidly.
- After a few seconds, you may hear a short burst of music - the association process is not finished yet as the transmitter is searching for other KLEER-based wireless devices.
 - After about 20 seconds, the two devices are now associated with one another and the blue LEDs will flash in unison at a slower speed.

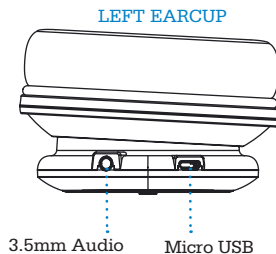
charging the battery

Use the supplied USB cable to charge the internal battery of the wireless headphones and the 3.5mm dongle, as shown on p. 10.

Your headphones come with a Micro USB cable that can be connected to a computer or other device made for USB charging. Simply plug the Micro USB cable into the port on the underside of the left earcup.

The indicator light will illuminate a solid blue while charging; once the headphones are fully charged, the light will turn off automatically.

There are two inputs on your wireless headphones. The flat input on the left earcup is a Micro USB for charging the device. The circle-shaped input is a 3.5mm jack for connecting the included audio/mic cable.



NOTES:

- On an empty battery, charging time for the headphones is about 2 hours, while for the dongle charging time is about 1.5 hours.
- You can expect to receive about 17 hours of wireless music playability on a full charge.
- If you deplete the batteries while you're out, simply plug in the SMS Audio cable (included) and continue enjoying your music on the go.

volume control

Volume control can be performed by using either the volume buttons located on the right earcup of the headphones or directly at the source to which the 3.5mm dongle is connected.

- To mute the audio, simply press the **On / Off / Mute** (⏻) button once.
- To unmute, press the **On / Off / Mute** (⏻) again to resume the original volume level of the audio source.

bass boost

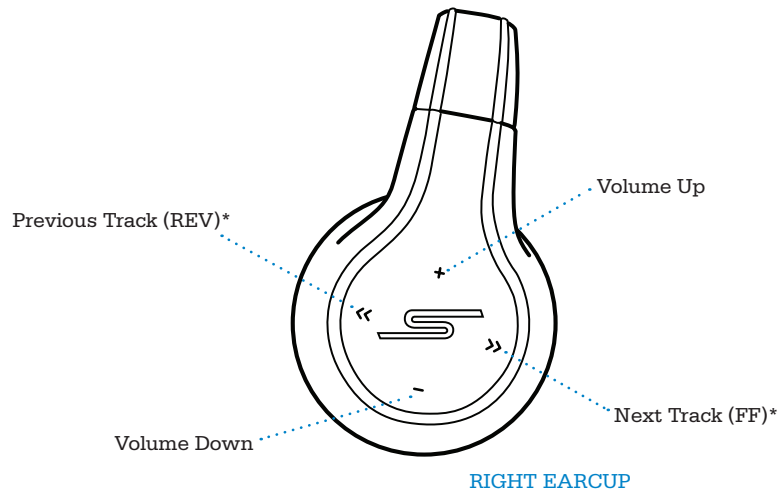
Your headphones are equipped with **THUMPP Enhanced Bass™**, a computer-controlled, power-allocating technology that enhances the bass frequencies in any song for body-shaking, deep, rumbling bass.

- To activate THUMPP Enhanced Bass™, simply press the **SYNC / Bass Boost** ((Ⓢ)) button once at any time while listening to music.
- To turn it off, press the **SYNC / Bass Boost** ((Ⓢ)) button again and the bass will return to normal equalized levels.

track control

Track control can be performed by using either the onboard control panel or directly at the audio source.

- All track and volume control buttons are located on the right earcup.



**Track REV and FF only work with USB or 30-pin transmitters.*

using SYNC

You can connect up to 4 different pairs of SYNC by 50™ wireless headphones to the same audio source - perfect for gaming, movies or music-sharing sessions when you don't want to disturb the neighbors.

To associate additional units:

- 1] Place the 1st additional headphone unit into Association Mode by holding down the **SYNC / Bass Boost** (Ⓢ) button for 3 seconds; the blue LED will begin to blink rapidly.
 - Repeat this step for up to 3 additional headphone units before continuing the process.
- 2] Put the 3.5mm wireless transmitter dongle into Association Mode by holding down the **SYNC** (Ⓢ) button for at least 3 seconds; the blue LED will begin to blink rapidly.
 - After a few seconds, you may hear a short burst of music - the association process is not finished yet as the transmitter is syncing with each additional pair of headphones.
 - After about 20 seconds, all of the additional headphones are now associated with the same transmitter dongle and the blue LEDs will flash in unison at a slower speed.

Airplane Mode

Airplane Mode disables the lit “S” display on your headphones.

- 1] To enable Airplane Mode, simply press the **PREVIOUS TRACK / REV (⏮)** button and hold for 3 seconds.
- 2] To disable Airplane Mode, press the **NEXT TRACK / FF (⏭)** button and hold for 3 seconds.

using the audio cable

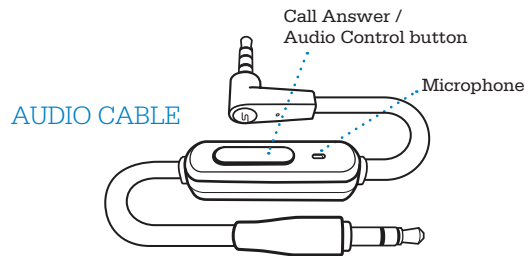
Listening to Music

- 1] Plug the straight end of the provided audio/mic cable into the 3.5mm jack on the left earcup of your headphones, and the 90° angled end into your desired audio output device.
- 2] Adjust the volume on the audio device until you reach the desired volume level, keeping in mind that listening to music too loudly for extended periods can damage your hearing.
- 3] Adjust the headband extensions for proper fit until the earcups sit comfortably around your ears.

Audio Controls*

- To skip tracks, simply press the **CALL ANSWER / AUDIO CONTROL (⏮)** button on the audio/mic cable twice quickly.
- To go back one track, quickly press the **CALL ANSWER / AUDIO CONTROL (⏮)** button on the audio/mic cable three times.
- To answer an incoming phone call, press the **CALL ANSWER (⏮)** button on the audio/mic cable once; press it again to hang up.

Music playback will automatically pause in the event of an incoming call; if you receive the call, music will remain on pause until you hang up, and then automatically resume playback when the call ends.



***The audio/mic cable is compatible with with iPod®, iPhone™ and iPad™.**

FAQ

What audio devices will work with my SYNC by 50™ headphones?

Your headphones are compatible with any device that has a 3.5mm stereo jack, by simply plugging the 3.5mm transmitter dongle directly into the audio source; examples include MP3 players, iPod®, iPhone™, iPad™, tablet PCs, CD players, some mobile devices, portable gaming devices and laptops.

What is the range of the wireless transmitter?

In a typical home environment, your headphones have a range of about 33 feet (10 meters), with a maximum of 50 feet (15 meters). Actual range may vary depending on the physical environment (walls, furniture, etc.) and the presence of other radio devices like WiFi routers and household appliances.

What audio formats will work with my headphones?

Your headphones use KLEER™ Wireless Technology enabling them to work with any audio format, including ALAC (Apple Lossless Audio Codec) and AAC (Advanced Audio Compression), with no quality degradation whatsoever.

How do I clean my headphones without damaging them?

Your headphones come with a special cleaning and polishing cloth for periodic dry cleaning. **Never** use any liquids, fluids, solutions or solvents on your headphones as you may damage them and void the warranty.

What radio frequencies are used by my headphones?

Your headphones operate in the 2.4GHz Industrial, Scientific and Medical (ISM) radio band. They also have 16 channels to choose from, insuring the best possible radio signal performance. The channel will switch silently and automatically when needed to ensure optimal results.

Are these “noise-cancelling” headphones?

SYNC by 50™ headphones do not have active noise cancelling technology. Our unique shape and earcup design does provide passive sound isolation with lower background noise.

My headphones appear to be working and the blue LED is blinking normally, but I can't hear any audio. How do I fix it?

Turn off your headphones first by pressing and holding the power button, and then switch off the 3.5mm transmitter dongle. Turn the headphones and the dongle back on to restore the audio program.

Why is there a buzz/hum on the left channel?

Make sure your transmitter is properly connected to a signal source by fully inserting the 3.5mm plug into an appropriately-sized output jack.

Where can I get more information on KLEER® Wireless Technology?

Several excellent articles about KLEER's wireless technology are available on the KLEER website: www.smsc.com.

FCC compliance

FCC DECLARATION OF CONFORMANCE

This equipment has been tested and found to comply with the limits for a Class B digital device, pursuant to part 15 of the FCC Rules. These limits are designed to provide reasonable protection against harmful interference in a residential installation. This equipment generates, uses and can radiate radio frequency energy and, if not installed and used in accordance with the instructions, may cause harmful interference to radio communications. However, there is no guarantee that interference will not occur in a particular installation. If this equipment does cause harmful interference to radio or television reception, which can be determined by turning the equipment off and on, the user is encouraged to try to correct the interference by one or more of the following measures:

- Reorient or relocate the receiving antenna.
- Increase the separation between the equipment and the receiver.
- Connect the equipment into an outlet on a circuit different from that to which the receiver is connected.
- Consult the dealer or an experienced radio TV technician for help.

FCC CAUTION

Any changes or modifications not expressly approved by the party responsible for compliance could void the user's authority to operate this equipment.

This device complies with Part 15 of FCC Rules.

Operation is subject to the following two conditions:

- (1) This device may not cause harmful interference, and
- (2) This device must accept any interference received, including interference that may cause undesired operation. Changes or modification not expressly approved by the party responsible for Compliance could void the user's authority to operate the equipment. This device and its antenna(s) must not be co-located or operating in conjunction with any other antenna or transmitter.

ATTENTION:

This equipment has been tested and found to comply with the limits for a Class B digital device, pursuant to Part 15 of the FCC Rules. These limits are designed to provide reasonable protection against harmful interference in a residential installation. This equipment generates, uses and can radiate radio frequency energy and, if not installed and used in accordance with the instructions, may cause harmful interference to radio communications. However, there is no guarantee that interference will not occur in a particular installation.

CAUTION:

Changes or modifications not expressly approved by the party responsible for compliance could void the user's (or your) authority to operate the equipment. Avoid storage in extreme heat or cold. Avoid exposure to liquids, temperature extremes and high humidity. The product's working temperature range is 0–45°C (32–113°F).

INDUSTRY CANADA COMPLIANCE STATEMENT:

This Class B digital apparatus complies with Canadian ICES-003.
Cet appareil numérique de la classe B est conforme à la norme NMB-003 du Canada.

limited warranty

SMS Audio LLC ("SMS") warrants to the original purchaser, that this product, when purchased new in its original packaging from an authorized vendor, and when used in accordance with SMS' instructions and recommendations in documentation accompanying the product, will be free of defects in material and workmanship that existed at the time of such purchase and that cause a failure of the product to perform in accordance with accompanying product documentation, for a period of 1 year from the date of the original purchase of the product in its original packaging from an authorized vendor ("Warranty Period").

If such a defect arises and a valid claim is received by SMS within the Warranty Period, at its option, SMS will (a) repair the product at no charge, using new or refurbished replacement parts, or (b) exchange the product for a product that is new or that has been manufactured from new or serviceable used parts and is at least functionally equivalent to the original product.

To make a claim and to obtain repair or replacement within terms of this warranty, please return the product with proof of purchase receipt, description of defect and transportation prepaid to:

SMS Audio, LLC Attn: SMS Audio Warranty 2885 South Congress Ave., Suite D, Delray Beach, FL 33445

A \$5 money order made payable to SMS Audio, LLC must be included to cover return shipping and handling. You are responsible for paying the costs of shipping and for the risk of loss of or damage to the product during shipping.

This warranty does not apply: (a) to damage to the product caused by any use other than private non-commercial use, accident, abuse, misuse, misapplication; (b) to damage caused by maintenance or service performed by anyone other than SMS; (c) to a product or a part that has been tampered with or modified by anyone other than SMS; (d) if any SMS serial number or product identification has been removed or defaced; (e) to exposure of the product to heat, cold, sun, water or other liquids, chemicals, animals, dirt, sand or other contaminants; (f) to persons who purchased the product in used condition or in unpackaged form, or who purchased for resale, lease or lending or other commercial uses; or (g) to acts outside the control of SMS, including, without limitation, vandalism, fire, storms, earthquake, flood, or Acts of God.

No SMS vendor, retailer, reseller, agent, or employee is authorized to make any modification, extension, or addition to this warranty.

The extent of SMS's liability under this warranty is limited to the repair or replacement provided above, and in no event shall the company's liability exceed the purchase price paid.

TO THE MAXIMUM EXTENT PERMITTED BY LAW, THIS WARRANTY AND THE REMEDIES SET FORTH ABOVE ARE EXCLUSIVE AND IN LIEU OF ALL OTHER WARRANTIES, REMEDIES AND CONDITIONS, WHETHER VERBAL OR WRITTEN, EXPRESS OR IMPLIED. SMS SPECIFICALLY DISCLAIMS ANY AND ALL IMPLIED WARRANTIES, INCLUDING, WITHOUT LIMITATION, WARRANTIES OF MERCHANTABILITY AND FITNESS FOR A PARTICULAR PURPOSE. IF SMS CANNOT LAWFULLY DISCLAIM OR EXCLUDE IMPLIED WARRANTIES UNDER APPLICABLE LAW, THEN, TO THE EXTENT POSSIBLE, ANY CLAIMS UNDER SUCH IMPLIED WARRANTIES SHALL EXPIRE UPON EXPIRATION OF THE WARRANTY PERIOD.

TO THE MAXIMUM EXTENT PERMITTED BY LAW, SMS IS NOT RESPONSIBLE FOR DIRECT, SPECIAL, INCIDENTAL OR CONSEQUENTIAL DAMAGES RESULTING FROM ANY BREACH OF WARRANTY OR CONDITION OF THE PRODUCT, OR UNDER ANY OTHER LEGAL THEORY.

This Limited Warranty and any disputes arising out of or in connection with this Limited Warranty or the condition of the product, documentation or packaging ("Disputes") shall be governed by the laws of the State of New York, without regard to the conflicts of law principles thereof. The Convention for the International Sale of Goods shall not apply and is specifically excluded. The state and federal courts located in the State of New York, County of New York, United States of America shall have jurisdiction and shall be the exclusive forum for resolution of any Disputes.

THIS LIMITED WARRANTY GIVES YOU SPECIFIC LEGAL RIGHTS, AND YOU MAY ALSO HAVE OTHER RIGHTS, THAT VARY FROM STATE TO STATE AND JURISDICTION TO JURISDICTION, AND THAT SHALL NOT BE AFFECTED BY THIS LIMITED WARRANTY. THIS WARRANTY CANNOT BE TRANSFERRED OR ASSIGNED.

If any provision of this Limited Warranty is unlawful, void or unenforceable, that provision shall be deemed severable and shall not affect any remaining provisions. In case of any inconsistency between the English and other versions of this Limited Warranty, the English version shall prevail.

For warranty information questions, please email warranty@smsby50.com.

EXCHANGES AND REFUNDS

Within 15 days of the original purchase of the product (Exchange/Refund Claim), a new product may be exchanged for another SMS product or returned for a refund, subject to the following terms and conditions.

To obtain an exchange or refund, you must obtain a Return Merchandise Number (RMA), and SMS must receive the product with your original packing slip/UPC label and proof of purchase within the Exchange/Refund Period. RMAs are valid for 10 days. To obtain an RMA number, contact Customer Service at warranty@smsby50.com.

Send the product with your original packing slip and proof of purchase and RMA Number, along with a note indicating whether you want to exchange the product (and if so, what other SMS product you want to order) or a refund, to:

SMS Audio, LLC Attn: SMS Audio Exchange/Return 2885 South Congress Ave., Suite D, Delray Beach, FL 33445

Shipping charges incurred in connection with the exchange or return of new merchandise are non-refundable. You are responsible for paying the costs of shipping and for the risk of loss of or damage to the product during shipping, both to and from SMS.

Upon receipt of a valid exchange/refund claim during the Exchange/Refund Period, SMS will, in the case of an exchange, credit the purchase price of the exchanged product (exclusive of taxes and shipping/handling/insurance/duty charges) toward the online order of an in-stock SMS product. In the case of a refund, SMS will refund the purchase price of the returned product (exclusive of taxes and shipping/handling/insurance/duty charges) within 30 days of the receipt of the refund claim.

SMS Audio reserves the right to decline any return or exchange where the product is not in like-new condition. Like-new means the complete product in the original carton with all equipment, packaging, warranties, manuals and/or accessories without damage (including without wear and tear).

In-stock online orders generally ship within two days after an order is received, so if you would like to cancel an order after it is already placed, it must be done within 24 hours. Contact warranty@smsby50.com with your sales order number and a refund will be issued. Please be aware for all orders outside the US, there may be applicable shipping duties and fees for which SMS Audio is not responsible.



SMS AUDIO

50 Cent

SMS AUDIO™

REGISTER AT SMSBY50.COM

©2011 SMS Audio, LLC, Delray Beach, FL 33445. All Rights Reserved. "SMS Audio" and "SYNC by 50" along with their respective logos are trademarks of SMS Audio, LLC or its licensors. The **S** mark is a trademark of SMS Audio, LLC or its licensors. iPod, iPhone and iPad are registered trademarks of Apple, Inc. in the US and other countries.

Apple is not responsible for the use of this device or its compliance with safety and regulatory standards.